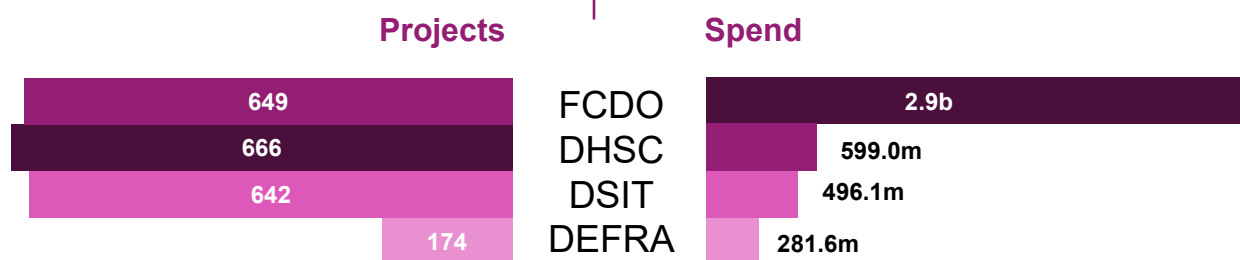


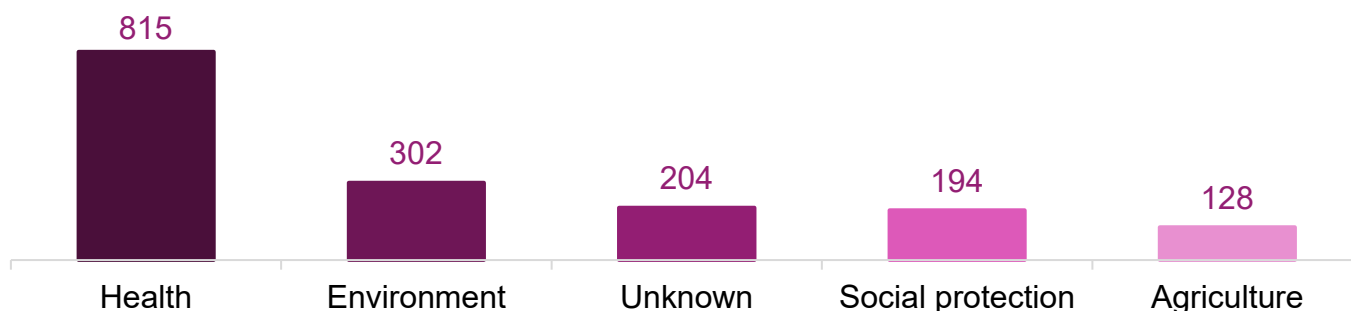
The **Mapping ODA research and innovation (MODARI) tool** collates data on the UK's Official Development Assistance (ODA) spend on international development research across government departments. This briefing summarises data from the most recent MODARI update in August 2024.

Active ODA research projects:
2100

Total Active Spend:*
£4.3 Billion



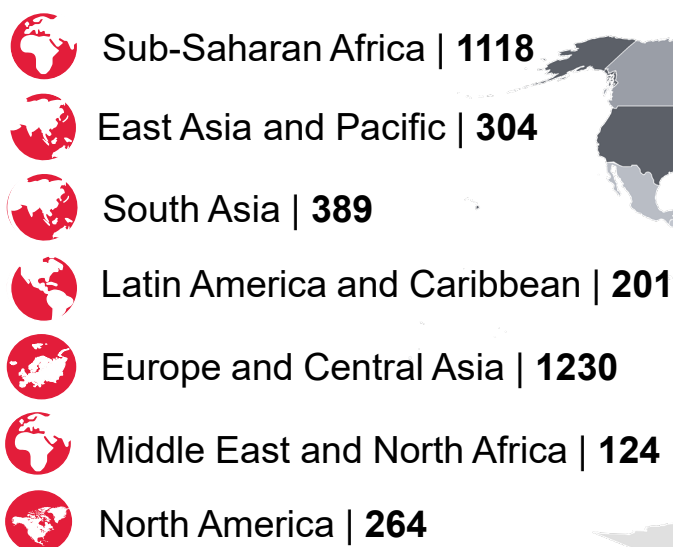
The top research themes are **Health, Environment, and Social Protection**



The regions with the most active projects are **Sub-Saharan Africa, Europe and Central Asia, and South Asia**

One project may be coded to multiple regions.

Click on the red icons to jump to regional funding analysis



*Spend information comes from [IATI](#). Follow the links in the dashboard table for raw financial data and see [data notes](#)

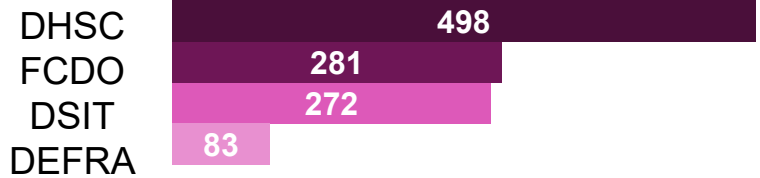
This briefing summarises **ODA-funded research in Sub-Saharan Africa**. It provides a regional analysis of research projects by i) HMG funders, ii) research themes, and iii) recipient countries.

Active ODA research projects*:

1118

**One project may be active across multiple regions.*

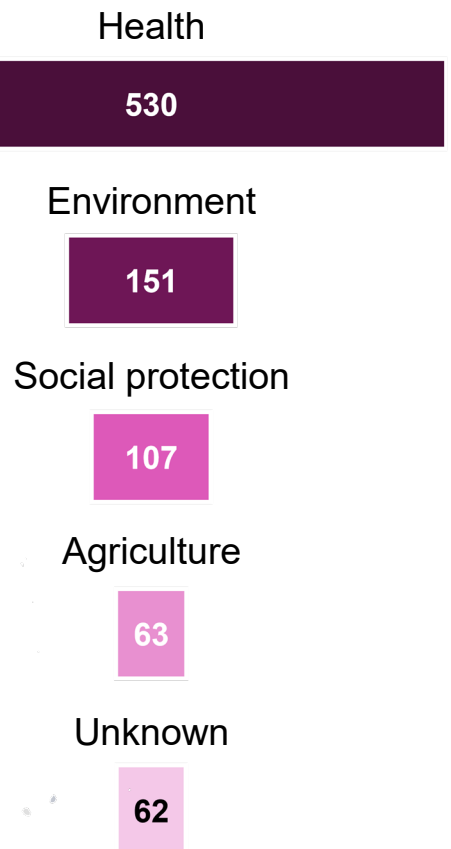
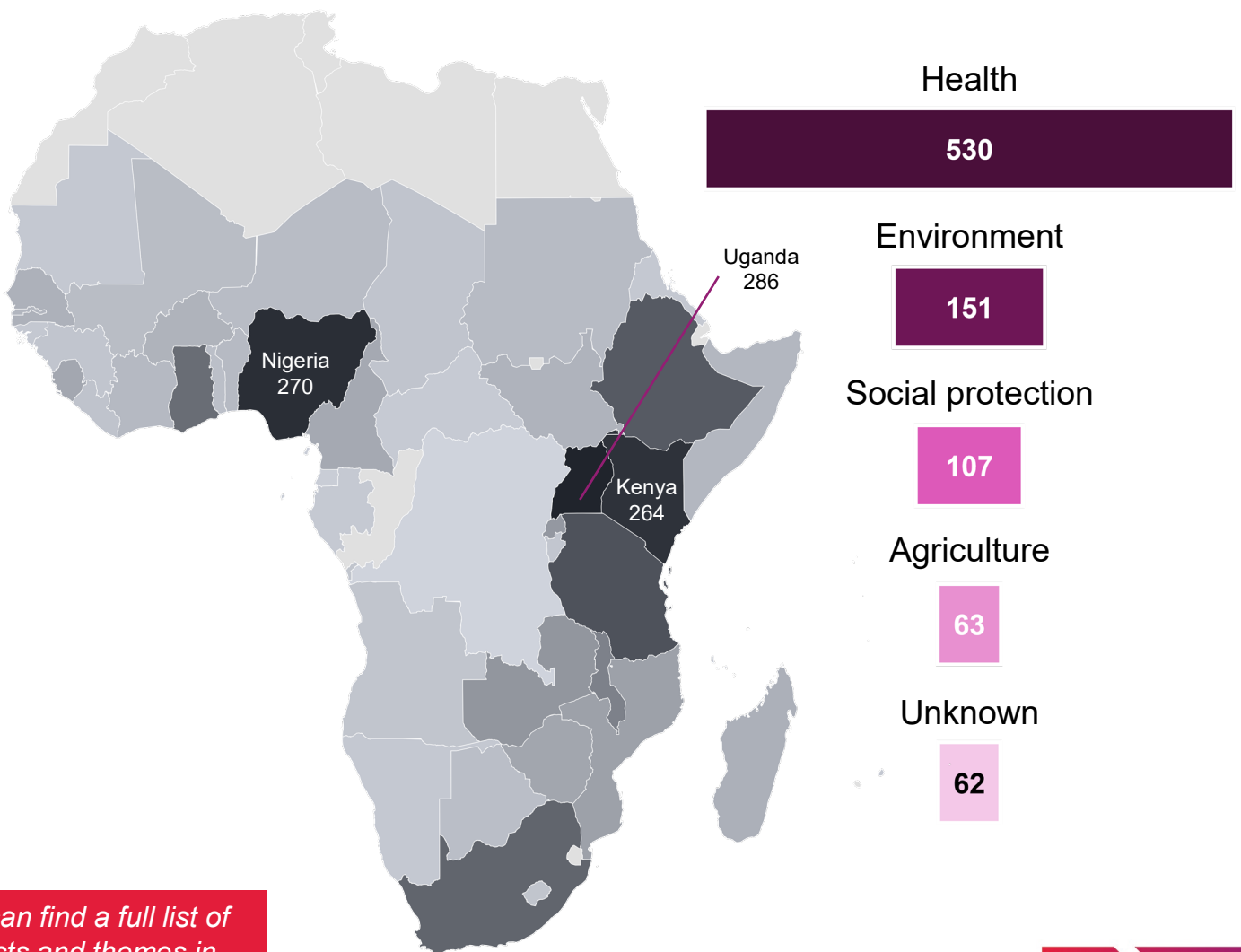
Projects by funder



Of active ODA-funded research projects, **53%** target Sub-Saharan Africa.

Uganda, Nigeria, and Kenya both participate in and are targeted by the highest number of research projects. **DHSC** is the top funder in this region, followed by FCDO and DSIT.

Health is the most common regional funding theme, followed by Environment and Social Protection.



You can find a full list of projects and themes in the interactive data tool

One project may be double-counted on the map when active in multiple countries

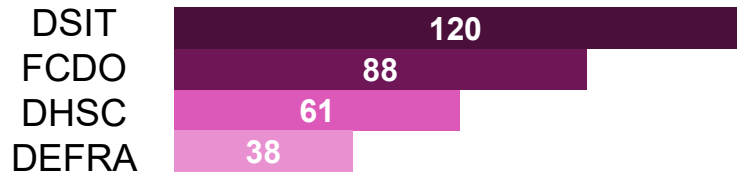


This briefing summarises **ODA-funded research in East Asia and the Pacific**. It provides a regional analysis of research projects by i) HMG funders, ii) research themes, and iii) recipient countries.

Active ODA research projects*:
304

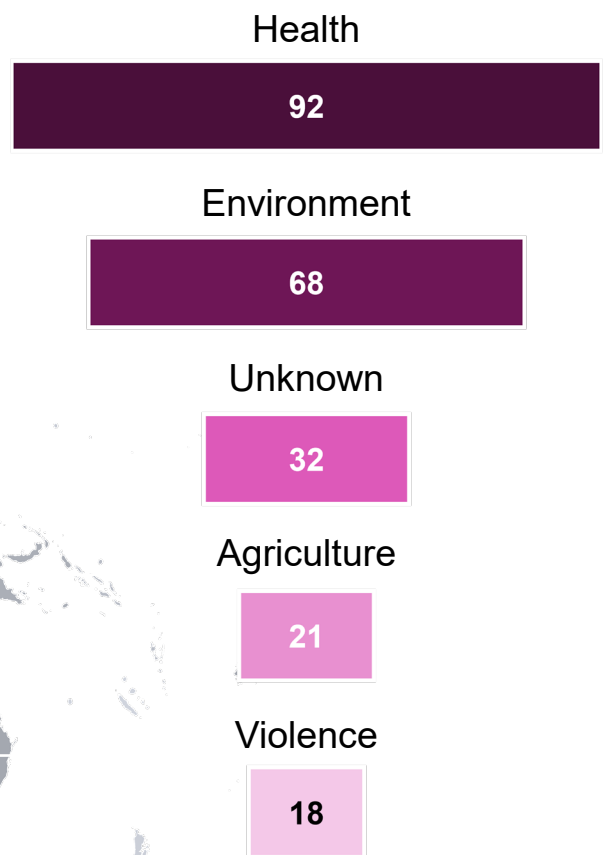
**One project may be active across multiple regions.*

Projects by funder



Of active ODA-funded research projects, **14%** target East Asia and the Pacific. **Indonesia, Vietnam, and Philippines** both participate in and are targeted by the most research projects. **DSIT** funds the largest number of projects in this region, followed by FCDO and DHSC.

Health is the most common regional funding theme, followed by Environment and Agriculture.



You can find a full list of projects and themes in the interactive data tool

One project may be double-counted on the map when active in multiple countries



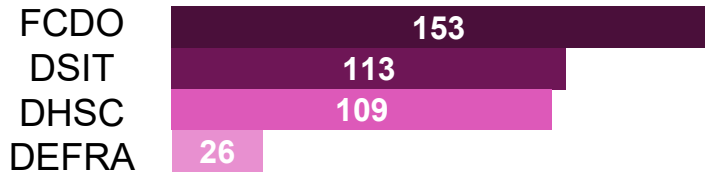
This briefing summarises **ODA-funded research in South Asia**. It provides a regional analysis of research projects by i) HMG funders, ii) research themes, and iii) recipient countries.

Active ODA research projects*:

389

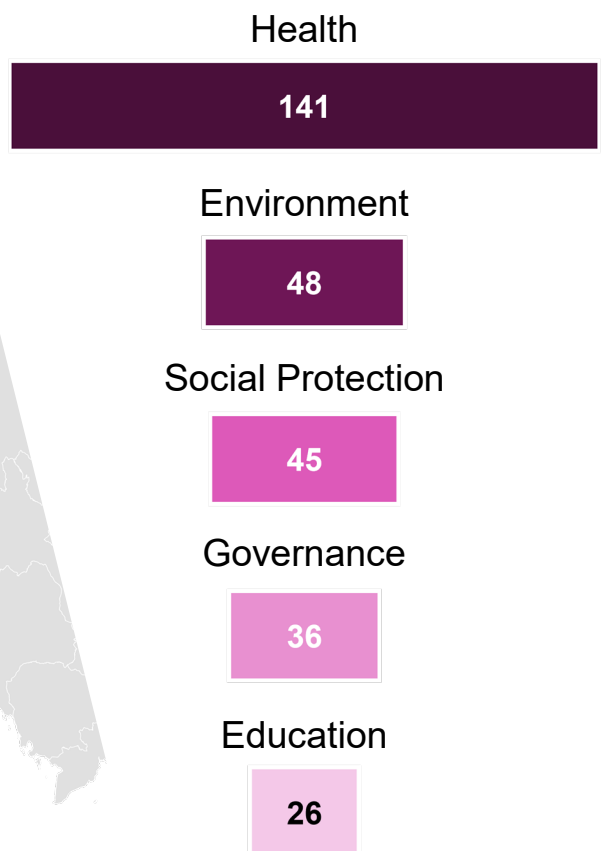
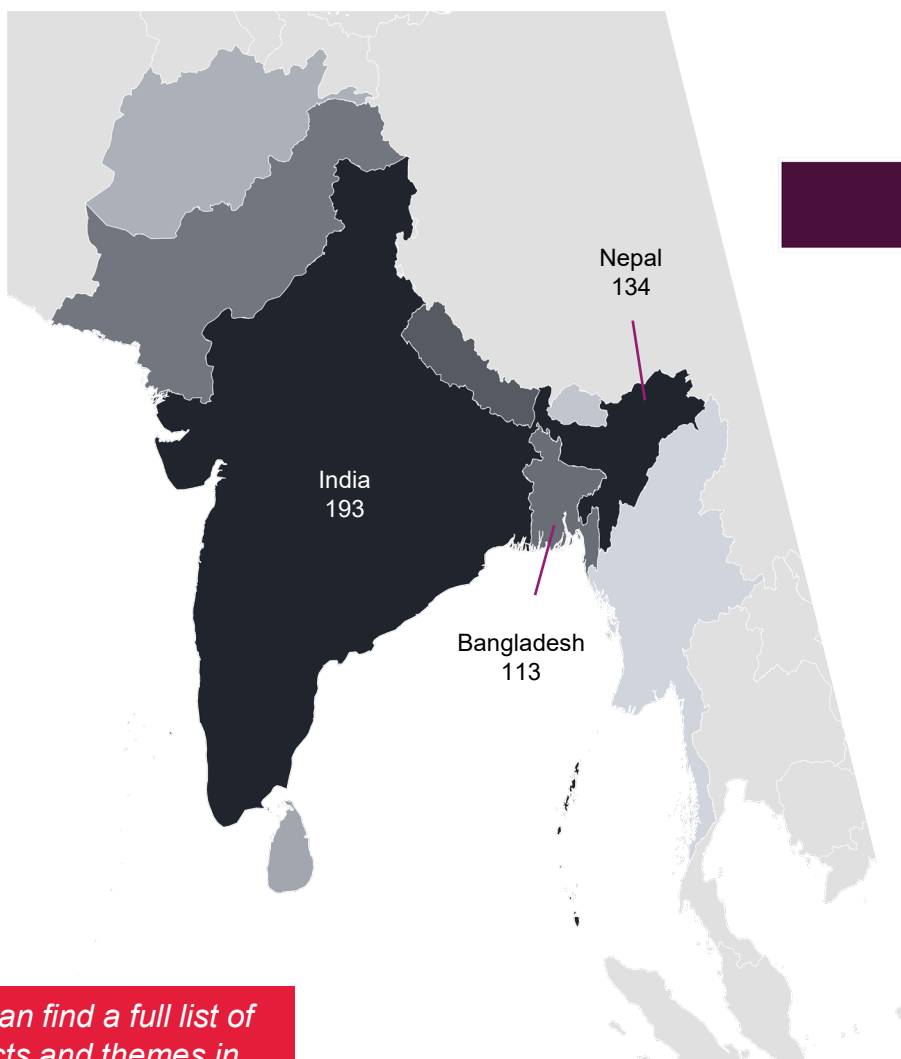
**One project may be active across multiple regions.*

Projects by funder



Of active ODA-funded research projects, **19%** target South Asia, and **India**, **Nepal**, and **Bangladesh** both participate in and are targeted by the most research projects. **FCDO** funds the largest number of projects in this region, followed by FCDO and DHSC.

Health is the most common regional funding theme, followed by Environment and social protection.



You can find a full list of projects and themes in the interactive data tool

One project may be double-counted on the map

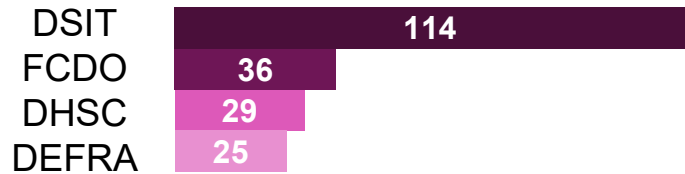


This briefing summarises **ODA-funded research in Latin America and the Caribbean**. It provides a regional analysis of research projects by i) HMG funders, ii) research themes, and iii) recipient countries.

Active ODA research projects*:
201

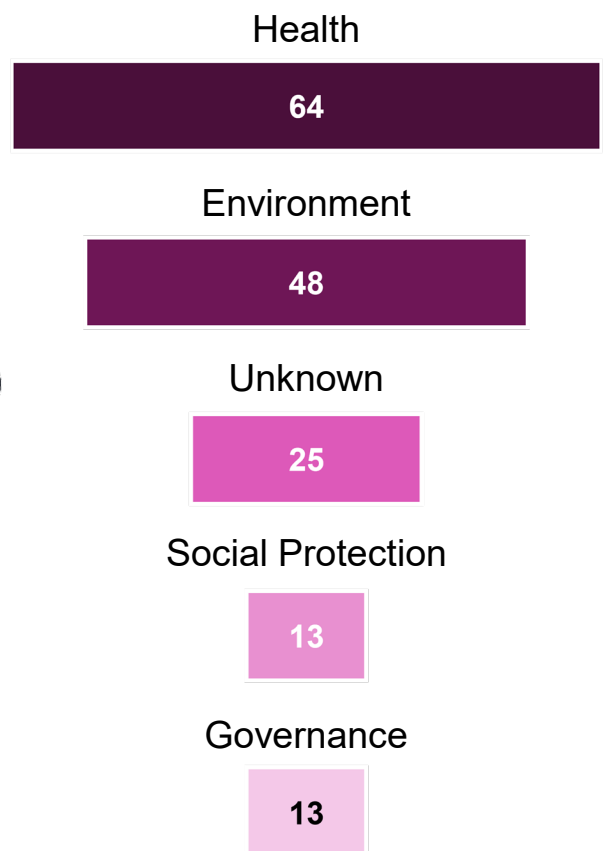
**One project may be active across multiple regions.*

Projects by funder



Of active ODA-funded research projects, **10%** target Latin America and the Caribbean, and **Brazil, Colombia, and Mexico** both participate in and are targeted by the most research projects. **DSIT** funds the largest number of projects in this region, followed by FCDO and DHSC.

Health is the most common regional funding theme, followed by Environment and social protection.



You can find a full list of projects and themes in the interactive data tool

One project may be double-counted on the map when active in multiple countries

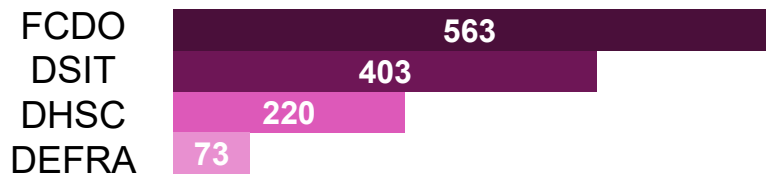


This briefing summarises **ODA-funded research in Europe and Central Asia**. It provides a regional analysis of research projects by i) HMG funders, ii) research themes, and iii) recipient countries.

Active ODA research projects*:
1230

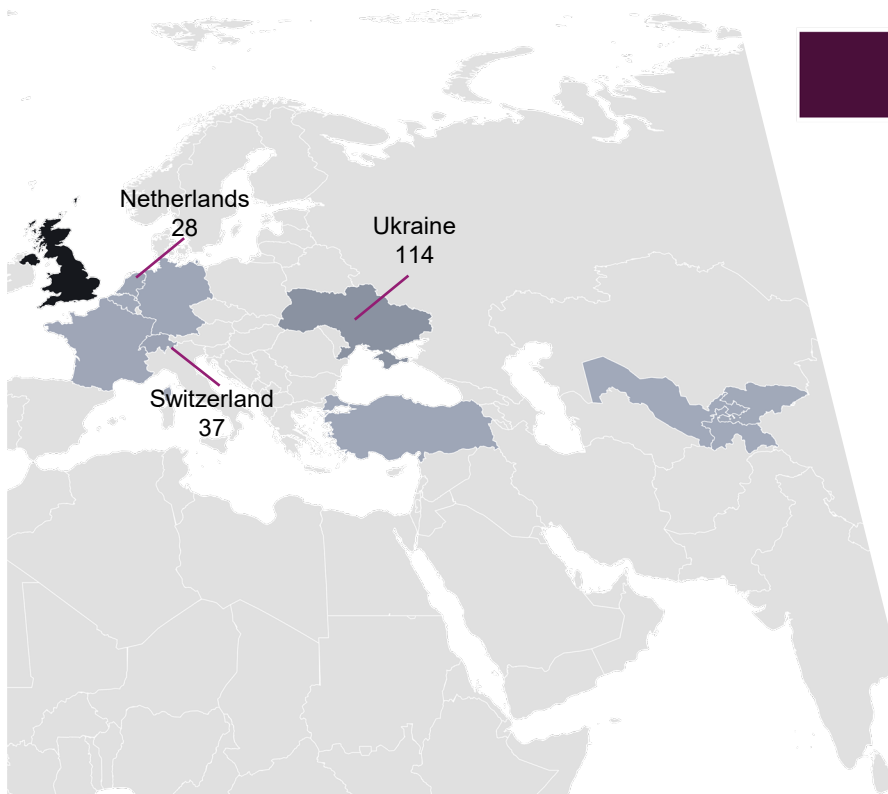
**One project may be active across multiple regions.*

Projects by funder



Of active ODA-funded research projects, **59%** target Europe and Central Asia. Other than the UK, **Ukraine, Switzerland, and the Netherlands** conduct the highest number of research projects, while **Ukraine and Turkey** are targeted by the highest number of projects as beneficiaries. **FCDO** funds the largest number of projects in this region, followed by DSIT and DHSC.

Health is the most common regional funding theme, followed by Environment and social protection.



Health

387

Environment

143

Social Protection

136

Unknown

136

Governance

101

You can find a full list of projects and themes in the interactive data tool

One project may be double-counted on the map when active in multiple countries



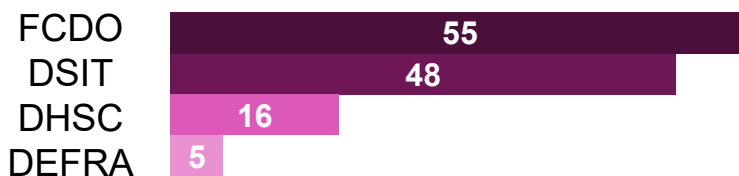
This briefing summarises **ODA-funded research in the Middle East and North Africa**. It provides a regional analysis of research projects by i) HMG funders, ii) research themes, and iii) recipient countries.

Active ODA research projects*:

124

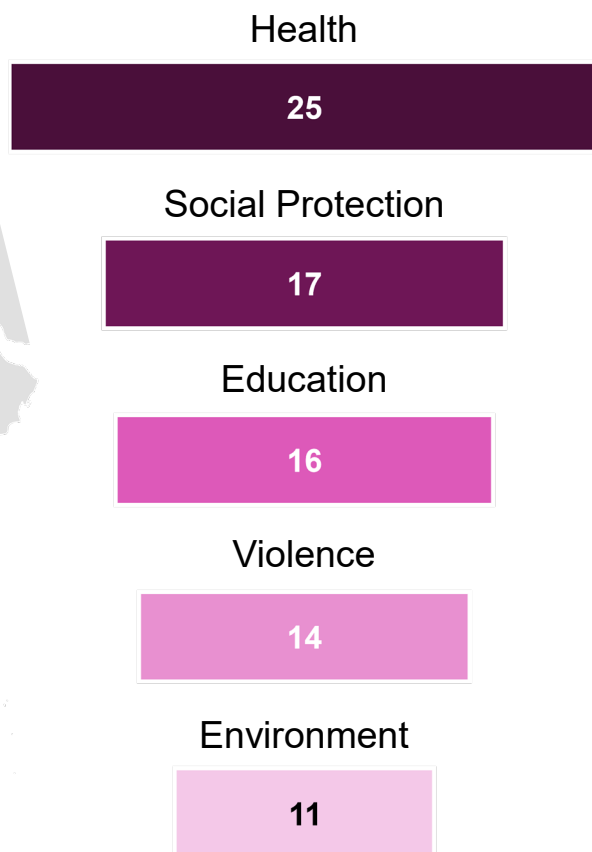
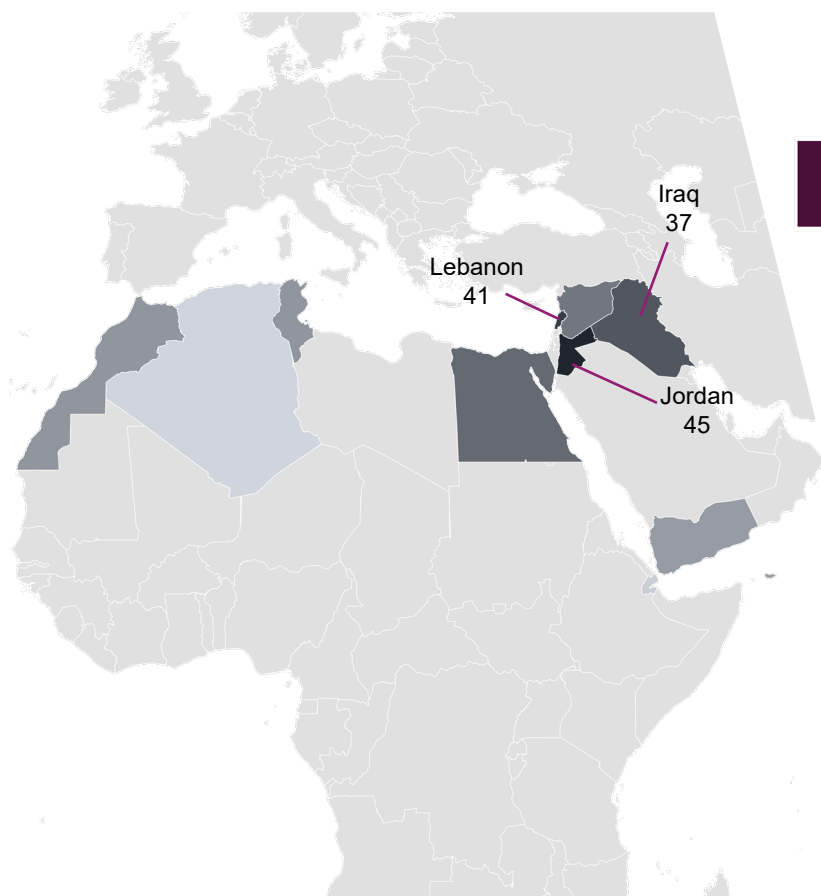
**One project may be active across multiple regions.*

Projects by funder



Of active ODA-funded research projects, just **6%** target Europe and central Asia. **Jordan, Lebanon, and Iraq** both participate in and are targeted by the most research projects. **FCDO** funds the largest number of projects in this region, followed by DSIT and DHSC.

Health is the most common regional funding theme, followed by Social Protection and Education. More projects target education and violence as a proportion of the total number of active projects in a region here than in any other region.



You can find a full list of projects and themes in the interactive data tool

One project may be double-counted on the map when active in multiple countries



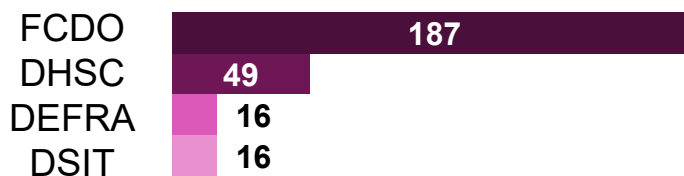
This briefing summarises **ODA-funded research in North America**. It provides a regional analysis of research projects by i) HMG funders, ii) research themes, and iii) recipient countries.

Active ODA research projects*:

264

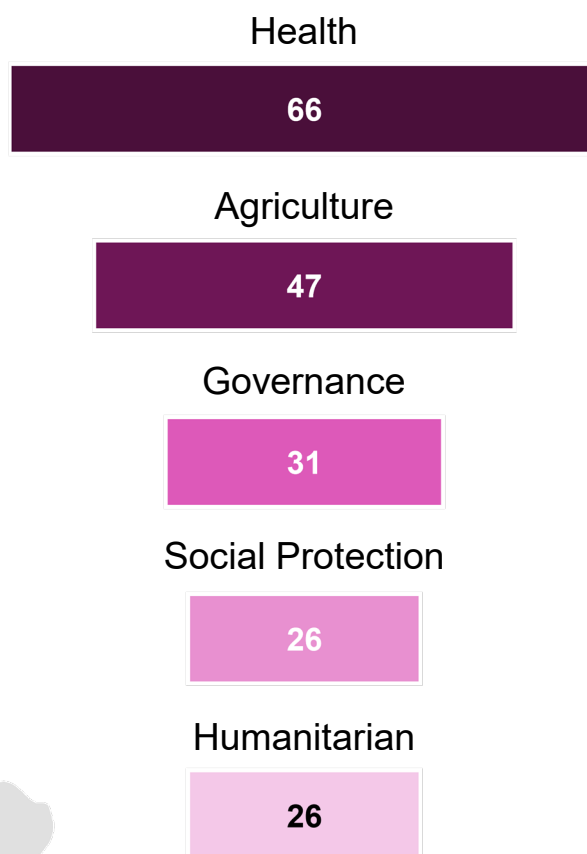
**One project may be active across multiple regions.*

Projects by funder



Of active ODA-funded research projects, **13%** involve North America, and the **United States** is involved in the highest number of projects followed by **Canada**. **FCDO** funds the largest number of projects in this region, followed by DHSC.

Health is the most common regional funding theme, followed by Agriculture and Governance. More projects target humanitarian issues as a proportion of the total number of active projects in a region here than in any other region.

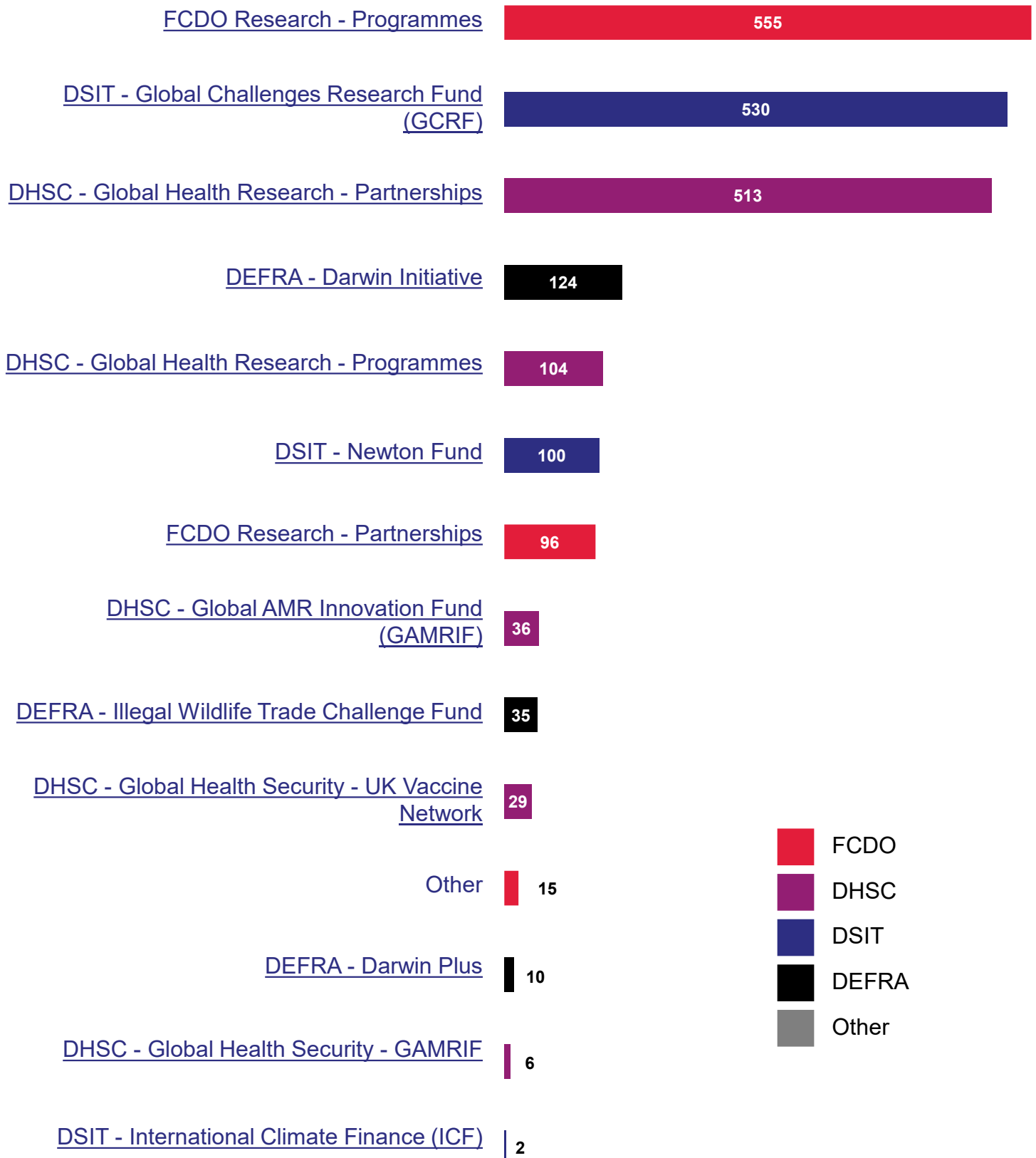


You can find a full list of projects and themes in the interactive data tool

One project may be double-counted on the map when active in multiple countries



This briefing summarises the number of research projects supported by individual UK funds. Click the fund name for more information.



The Gap Map shows the spread of ODA-funded research projects across themes and regions.* There is a clear concentration of ODA-funded research on Health and Climate and the environment in Sub-Saharan Africa.

Across all regions, fewer infrastructure and education projects are being funded. There are also fewer projects targeting MENA, Latin America, and North America.

		Regions							
		Sub-Saharan Africa	Middle East and North Africa	Europe and Central Asia	North America	Latin America and Caribbean	South Asia	East Asia and Pacific	
Themes	Health	530	25	387	66	64	141	92	1305
	Humanitarian assistance and conflict mitigation	64	24	115	36	10	28	25	302
	Governance	50	9	101	31	13	36	13	253
	Social protection	107	17	136	26	13	45	17	361
	Infrastructure	8	1	17	2	2	5	0	35
	Education	56	16	84	11	5	26	17	215
	Climate and the environment	241	22	254	79	69	84	108	857
	Unknown	62	10	136	13	25	24	32	302
		1118	124	1230	264	201	389	304	

*The 12 theme tags in the MODARI tool have been regrouped into the 8 themes above to give a more representative view of research focuses and gaps. See the 'Data Notes' page for methodology and a table mapping these themes against the tags in the MODARI tool.



Completeness – Some fields on country information and names/countries of partner organisations are missing from the MODARI dataset. While the information sourced from funders and open access databases may not be complete, there is ongoing work to increase coverage across UK government funders and delivery partners.

Spend figures – Due to limited availability of partner project data for FCDO projects, both funder and partner data have been included in the dataset to avoid information gaps. To mitigate spend inflation, FCDO partner entries are not included in this analysis.

Regional project count – Where one project targets more than one region, it will be included in the project count and summary briefing for each of those regions. For example, if a project targets China and India, it will be included in the regional summary for East Asia and the Pacific and South Asia.

Themes – The most recent MODARI update (August 24) tagged each project against only one theme. For projects working across multiple themes or similar themes, this might make it appear that some topics are being funded at lower levels than expected. To mitigate this, we have grouped the 12 MODARI theme tags into 8 master themes for analysis in the Gap Map (table 1).

Table 1: Gap Map themes mapped against MODARI theme tags

Gap Map themes	MODARI themes
Health	Health
Humanitarian assistance and conflict mitigation	Humanitarian
	Violence
Governance	Governance
Social protection	Social protection
Infrastructure	Infrastructure
Education	Education
Climate and the environment	Agriculture
	Climate
	Energy
	Environment
Unknown	Unknown

Regions – Regions for this analysis were selected in line with world bank definitions. They were mapped against sub-regions in the MODARI data as shown in table 2.

Table 2: Analysis regions against MODARI region tags

World Bank Regions	MODARI regions
South Asia	India and Indian Ocean
	Afghanistan-Pakistan
Latin America and Caribbean	Central and South America (incl. Caribbean)
Sub-Saharan Africa	Eastern and Central Africa
	Southern Africa
	Western Africa
Europe and Central Asia	Eastern Europe and Central Asia
	Europe (North, Central and West, and West Balkans and Mediterranean)
Middle East and North Africa	Middle East
	North Africa
North America	North America
East Asia and Pacific	North-East Asia and China
	Oceania (incl. Pacific)
	South-East Asia (incl. ASEAN)